

ACTIVATING PAINT PENS




WARNING

Do not over-pump the pens!

If you depress the pen for too long, there is a risk that too much ink will flow down the nib and leak when you are not expecting it.

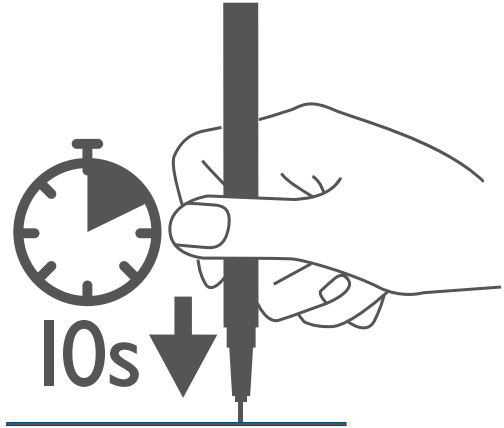
Follow the steps below to ensure a smooth running pen.

1



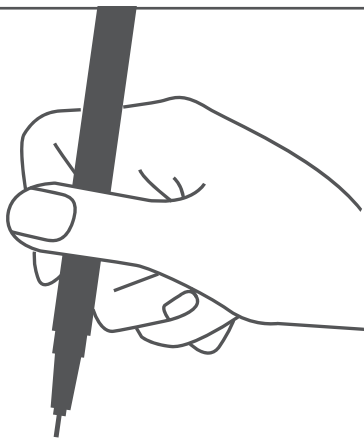
Shake the pen for 20 seconds or until the pigment has mixed.

2




Remove the cap and push the nib down on your paper and hold for 10 seconds. **DO THIS ONLY ONCE.**

3



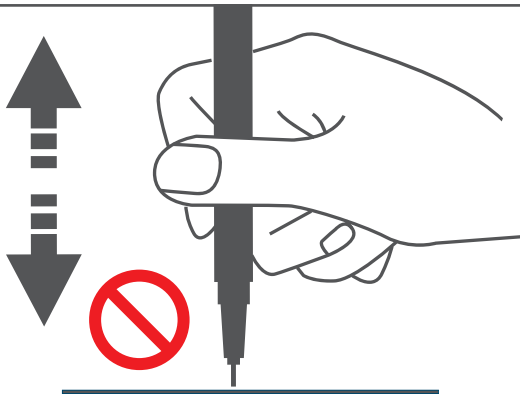
Keep the pen in an upright position.

4



Be patient, the ink will flow through to the nib. You will see it drop down and colour the nib, then you are ready to draw.

5



If the ink fails to flow into the nib, repeat the process, but **NEVER** pump the nib up and down unless you want to flood the nib. **YOU ONLY NEED TO PRESS THE NIB ONCE FOR 10 SECONDS ON THE FIRST USE.**

