















**DERWENT**

# LINE AND WASH PAINT PAN SET

Specially selected vibrant and muted colour tones, in a variety of textures to wash over permanent line work.

				BW
	2302623	Sun Yellow	●	8
	2302624	Mango	●	7
	2302625	Poppy Red	●	7
	2305801	Autumn Brown	●	5
	2305791	Port	●	6
	2302629	Bright Blue	●	8
	2305779	Payne's Grey	●	8
	2305796	Ocean Blue	●	8
	2305913	Artichoke	●	6
	2305799	Meadow	●	8
	2302634	Natural Brown	●	8
	2305914	Storm Grey	●	7
	2305566	Black Line Maker 0.3mm	●	8
	2305568	Black Line Maker 0.8mm	●	8

● 12 Pan

Please note that the contents may be substituted at any time with a product equal or superior to that specified.

BW – Lightfastness rating (1-3 FAIR, 4 – MODERATE, 5 & 6 – GOOD, 7 –VERY GOOD, 8 – EXCELLENT)

Derwent uses the Blue Wool test (ISO 105) to evaluate lightfastness. Lightfastness refers to the chemical stability of a pigment under long exposure to light. A scale of 1-8 is obtained, with values of 6 or higher being considered to be highly lightfast and, under museum conditions, will not fade for 100+ years.

None of our products are tested on animals. However, we cannot guarantee that some of our raw materials are not tested on animals.